



### District Report Card: 2017


<b>State:</b> Nagaland	<b>District:</b> Wokha
<b>Class:</b> 3	<b>Subject:</b> Language
<b>Schools:</b> 25	<b>Students:</b> 161


### Participation/Coverage


#### Students

<div>GENDER</div> <div></div>	Boys				Girls			
	Number		%		Number		%	
	72		44.72		89		55.28	

<div>AREA</div> <div></div>	Rural				Urban			
	Number		%		Number		%	
	124		77.02		37		22.98	

<div>CATEGORY</div> <div></div>	SC		ST		OBC		GEN	
	Number	%	Number	%	Number	%	Number	%
	0	0.00	146	90.68	15	9.32	0	0.00

<div>CWSN</div> <div></div>	LD	VI	HI	S&LD	ID	Oth
	0	0	0	2	0	1

<div>Management</div> <div></div>	Government			Government-aided		
	Number		%	Number		%
	161		100.00	0		0.00

### Average Performance of Students in Language (%)

Overall	Gender		Area		Management		Social Group			
	Male	Female	Rural	Urban	Govt.	Aided	SC	ST	OBC	GEN
80.70	80.46	80.90	81.61	77.66	80.70	0.00	0.00	81.64	71.56	0.00

## Performance on Learning Outcomes (LOs)

Learning Outcomes	Description	Average Performance(%)
L304	Reads small texts with comprehension i.e., identifies main ideas, details, sequence and draws conclusions	81.43
L312	Reads printed scripts on the classroom walls: poems, posters, charts etc.	79.25

Range of Performance of Students who Answered Correctly							
Below 30%		30% - 50%		50% - 75%		Above 75%	
Number	%	Number	%	Number	%	Number	%
1	0.62	11	6.83	44	27.33	105	65.22

## Lowest Performing Learning Outcomes (LOs)

1 - Reads printed scripts on the classroom walls: poems, posters, charts etc. (79.25)

2 - Reads small texts with comprehension i.e., identifies main ideas, details, sequence and draws conclusions (81.43)